

Preparing for Utah's Aging Population: A General Plan Inventory



UTAH FOUNDATION
RESEARCH • ANALYZE • INFORM

PART I

MAY 2026

PREPARING FOR UTAH'S AGING POPULATION: A GENERAL PLAN INVENTORY

This project is supported by:



Utah Foundation Board of Trustees

*Carlton Christensen, Chair**
*Denise Dragoo, Vice Chair**
*Jonathan Campbell, 2nd Vice Chair**
*Benjamin Brown, Treasurer**
*Kelly Mendenhall, Previous Chair**

Nathan Anderson
Ryan Andrus
Scott Barlow
Mayor Dirk Burton*
Michelle Carroll
David Connelly
J. Philip Cook
Cameron Cowan
Bill Crim
Chris Dallin
Aaron Dekeyzer*
Cameron Diehl
Michael DiOrio
Alex Eaton

Mark Edgley
Stephanie Frohman
Shawn Frye
Bryson Garbett
Michael Gregory*
Kris Griffith
Andrew Gruber*
Andrew Haaland
Julie Hatchett*
Brandon Hendrickson
Ben Horsley
Suzanne Hyland
Prerna Jain
Alex Janak
Michelle Judd
Catherine Kanter*
Derek Kearl
Geoff Landward
Drew Maggelet
Peter Mann

Jeff Martin
Nate McDonald
Susan McLeod
Brad Mortensen*
Jared Myers
Jeremy Oller
Angie Osguthorpe
Scott Parson*
Mary Catherine Perry
Bryn Ramjoue'
Jennifer Robinson*
David Rowley
Tim Sheehan
Harris Simmons
Dominic Spaethling
Nick Starn
Austin Summers
Henrie Walton
Chad Westover*
Thomas Young

* Executive Board members

Utah Foundation Report Staff

Ashley Marshall-Cantor, *Research Analyst, Author*
Stine Jergensen, *Research Assistant*
Christopher Collard, *Research Director*
Shawn Teigen, *President*

Research Report 842

About the Utah Foundation

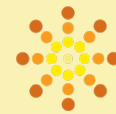
Since 1945, leaders, legislators, and community members have relied upon the **illuminating, independent, and nonpartisan public-policy research** produced by the Utah Foundation to support informed decision-making on topics that matter most. As a 501(c)3 with broad community support and a 60-member board, the Utah Foundation exists to empower **civic engagement as the foundation for enhanced quality of life for Utahns.**

INTRODUCTION

Great communities do not happen by accident. They are shaped by deliberate decisions about where housing gets built, how streets are designed, what services are funded, and who gets a seat at the table when those decisions are made. When communities get these things right, the benefits extend across generations. Walkable neighborhoods, accessible transit, affordable housing options, and strong social infrastructure serve children, working families, and older residents alike. The features that make a place livable for someone navigating mobility challenges are often the same ones that make it safer for a child walking to school or more convenient for a family without an automobile.

Utah is at a moment when these decisions carry particular weight. The state's population is aging at an accelerating rate. In 1980, fewer than 7% of Utahns were over the age of 65. By 2020, that share had grown to 12%, and by 2060, it is projected to reach 23%.¹ Communities that plan ahead for this shift will be better positioned to serve all their residents well. Those that do not may find themselves scrambling to fill gaps that could have been anticipated years earlier.

HIGHLIGHTS OF THIS REPORT



- Utah's communities are aging, and they have the opportunity to prepare for this increase in their older populations.
- In Utah, the counties with the highest percentage of older residents tend to be those with the smallest populations, or those in rural and frontier areas.
- Municipal general plans establish a framework for a community's future by identifying a shared vision among its residents, and should be revisited at least every 10 years.
- Nearly one-third of counties and about one in five municipalities have general plans that include concrete aging strategies.
- About half of Utah's county general plans and nearly three-quarters of municipal ones were created or updated in the last decade.

¹ Kem C. Gardner, "Utah's Older Population: 2020," 2023, <https://d36oiwf74r1rap.cloudfront.net/wp-content/uploads/DHC-65-Population-FS-Aug2023.pdf>.

This report, Part I of *Preparing for Utah's Aging Population*, looks to understand how Utah's municipalities are thinking about this challenge. To do so, the Utah Foundation conducted an inventory of all available general plans across the state's counties, cities, and towns. General plans are among the most consequential documents a community produces. They establish a shared vision for the future, guide land use and development decisions, and shape the built environment for decades to come. Examining them offers a window into what communities are prioritizing today and where opportunities remain to plan more intentionally for the population changes ahead.

Part II of *Preparing for Utah's Aging Population* explores strategies that local and state-level policymakers can implement to enhance community livability and support aging in place.

AGING IS COOL. EVERYONE IS DOING IT.

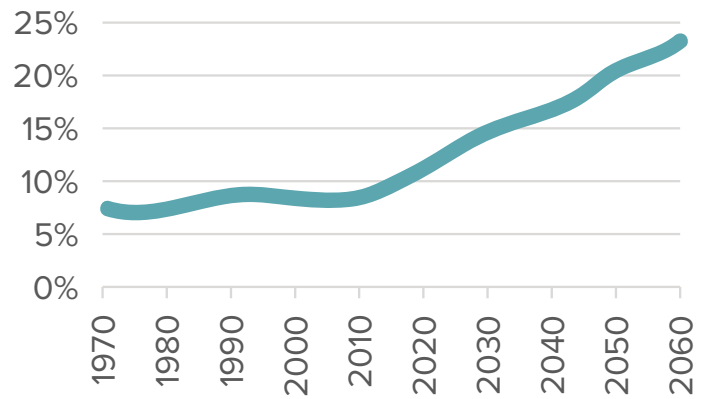
Over the last 100 years in the United States, the 65+ population grew nearly five times as fast as the total population. The Baby Boomer generation, those born between 1946 and 1964, has driven much of this growth.²

While Utah is the youngest state in the nation, its aging population is projected to grow in both size and share. And this growth is accelerating. In 1980, Utah had about 400,000 older residents. By 2020, the number had grown to over 600,000, and by 2060, it is projected to exceed 1,200,000.³ In 1980, less than 7% of Utahns were over the age of 65. By 2020, this had grown to 12%, and by 2060, Utahns over 65 are projected to make up 23% of the state's population.⁴

This means Utahns' needs are changing. From healthcare to housing, Utah needs to set itself up for success as residents' needs change.

Utah's population is increasingly made up of older adults.

Figure 1: Utahns 65+, 1970 – 2060 (Projected)



Source: Kem C. Gardner Policy Institute.

2 Census, "U.S. Older Population Grew From 2010 to 2020 at Fastest Rate Since 1880 to 1890," 2023, <https://www.census.gov/library/stories/2023/05/2020-census-united-states-older-population-grew.html#:~:text=The%20older%20population%20reached%2055.8,were%20age%2065%20and%20over.>

3 Kem C. Gardner, "Utah Demographic Characteristics: Age," 2024, <https://d36oiwf74r1rap.cloudfront.net/wp-content/uploads/2024/05/DiversityData-Age-May2024.pdf>.

4 Ibid.

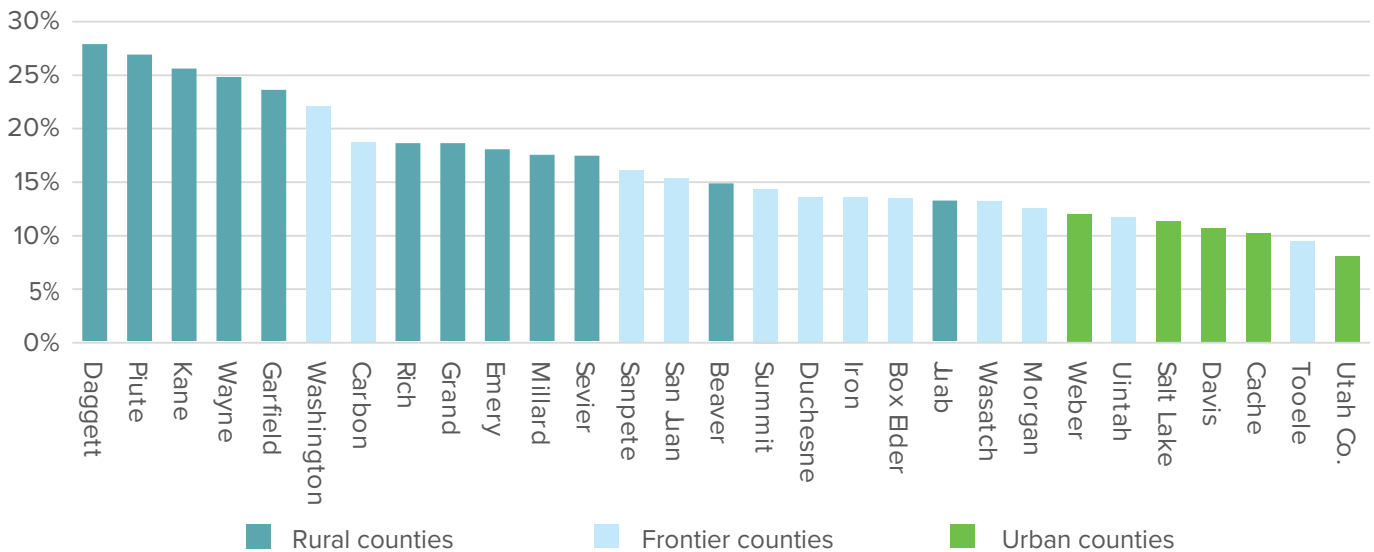
In Utah, the counties with the highest percentage of older Utahns tend to be those with the smallest populations in rural and frontier areas. See Figure 2. By the numbers, about 22% of rural residents are over 65, while this population only makes up about 15% of frontier and 10% of urban residents.⁵

As Utahns age, many older adults work hard to stay in their homes and communities. Yet as they age and require more supportive services, many rural residents are forced to leave the places they call home.

Aging in place is the ability to remain in one’s community for as long as possible.⁶ Importantly, aging in place does not necessarily mean staying in the same house – it means being able to thrive in a suitable living situation in the same or a familiar community.⁷ This distinction is especially critical for older adults who may choose to, or need to, downsize to a home that is more manageable or accessible while remaining connected to the places and people that matter most.

Utah’s counties vary widely in their percentage of older Utahns.

Figure 2: Percentage of Utah’s population over 65 years old, 2020



Key: Frontier counties have 6 or fewer people per square mile, rural counties have 6-100 people per square mile, and urban counties have 100 or more people per square mile.

Source: Kem C. Gardner Policy Institute; county classifications are from IBIS.

5 Kem C. Gardner, “Utah’s Older Population: 2020,” 2023, <https://d36oiwf74r1rap.cloudfront.net/wp-content/uploads/DHC-65-Population-FS-Aug2023.pdf>.
 6 Ball, “Aging in Place: A Toolkit for Local Governments,” https://www.ca-ilg.org/sites/main/files/file-attachments/resources__aginginplace.pdf.
 7 Beth Fauth, Aging with WISE Purpose Event, January 2025.

An individual's ability to live a safe, healthy, independent, and secure life at any age is directly affected by where they live and the community constructed around them.⁸ Yet older adults are frequently overlooked in policy and planning decisions.⁹ As noted by an urban planner, "If we create communities that work for older adults now, we foster systems that create safer places for all in the future, too."¹⁰ Communities that invest intentionally in age-friendly planning not only support older residents but also strengthen quality of life for everyone.¹¹

Communities can be considered "age-friendly" when they support residents of all ages by prioritizing affordable and appropriate housing, accessible transportation, inclusive services and supports, and opportunities for civic participation and social connection.¹² An effective age-friendly community benefits the entire population. The features that support older adults with accessibility, mobility, and social infrastructure often overlap with the needs of younger residents and families.

Across rural, frontier, and urban settings, the increase of older Utahns highlights the need for local policymakers to prioritize age-friendly communities and adopt policies that support safe, healthy, independent, and secure aging.¹³ These policies are often crafted based on the vision for the community outlined in the community's general plan.

8 Arigoni, Danielle, *Climate Resilience for an Aging Nation*, Island Press, 2023.

9 Ibid.

10 Ibid.

11 Ibid.

12 UCOA, "Age-Friendly and Livable Communities," n.d., <https://ucoa.utah.edu/coreissues/age-friendly-health.php#:~:text=Age%20friendly%2C%20or%20livable%20communities,can%20make%20a%20lifelong%20home.>

13 Ibid.



Lehi, Utah. Photo credit Research Intern Kailey Clay.

THE ROLE OF GENERAL PLANS IN SHAPING COMMUNITIES

Community leaders often shape their communities through their general plans. General plans establish a framework for a community's future by identifying a shared vision among its residents.¹⁴ These comprehensive plans guide present and future needs, growth, development, and land use decisions.¹⁵

Every municipality and county in Utah is required to have a general plan.¹⁶ Under Utah statute, their purpose is to function as long-range plans that address both the present and future needs of the municipality and guide population growth and development of land.¹⁷ General plans are required to address land use, transportation and traffic, moderate-income housing, and water.¹⁸ Additional elements can be added at the municipalities' discretion, such as parks and recreation, economic development, main streets, arts and culture, and demographic changes, such as an increase in the aging population.

General plans are important. In fact, public infrastructure cannot be built unless it aligns with the municipality's general plan.¹⁹ In addition, they showcase a community's values and how the community plans to look in the future.

All of this ties into how successfully residents can stay in their communities as they age. Utah communities should actively be preparing for an increase in their older population. Community leaders can do so by updating these plans as their communities' needs change.



Pin from Mountainland Association of Governments.

¹⁴ Sandy, "General Plan Process," n.d., <https://sandy.utah.gov/2297/General-Plan-Process>.

¹⁵ Pastorik, Steve, "General Plans," 2019, <https://site.utah.gov/ua/wp-content/uploads/sites/28/2019/02/General-Plan-and-Zoning-2019.pdf>.

¹⁶ Utah State Legislature, "10-20-403," 2025, <https://le.utah.gov/xcode/Title10/Chapter9A/10-9a-S401.html>.

¹⁷ Utah State Legislature, "10-20-401," 2025, https://le.utah.gov/xcode/Title10/Chapter20/10-20-S401.html?v=C10-20-S401_2025110620251206.

¹⁸ Ibid.; Please note smaller towns (with fewer than 9,999 residents) are not mandated to discuss water or water preservation.

¹⁹ Utah State Legislature, "10-20-407," 2025, <https://le.utah.gov/xcode/Title10/Chapter20/10-20-S407.html>.

Nothing about us without us.

General plan development and updates require teamwork, typically with the city council, a planning commission, a plan preparer, local or state government, and residents.²⁰ At nearly every stage in the planning process, the public has an opportunity to provide input. Planners can use this opportunity to speak with the communities that will be impacted by their long-range planning and policies.

These opportunities should be taken to engage with older Utahns, especially toward the beginning of the planning process. This can help local policymakers consider the needs of the aging population because they will know what those needs and wants actually are.

The Utah Foundation discussed the need to involve older Utahns in policymaking with Paul Leggett, Salt Lake County's Adult and Aging Services Director. Leggett said that older adults' considerations should be at the beginning of policymaking so that policymakers do not neglect this population, and that older Utahns need a seat at the table when policies affect them.²¹ Community leaders need to remember the adage, "Nothing about us without us."

It should be noted that those who have the ability to attend planning meetings and participate in civic discourse are often older men who own their homes.²² Community leaders need to find ways to elicit the opinions of those who are less civically engaged than the former group but are still impacted by the same policies.

GENERAL PLAN INVENTORY

The Utah Foundation conducted an inventory of all general plans available for Utah counties, cities, and towns to showcase how community leaders are considering aging in their planning decisions. The Utah Foundation was assisted in the general plan review by the Wasatch Front Regional Council.

Utah Foundation researchers compiled a list of all general plans from county and municipal websites or directly obtained from county and municipal staff. The researchers then searched for terms related to aging, older adults, and accessibility.²³ Then, plans were assessed for how in-depth they considered the aging population's needs.

20 Workforce Services, "An Introduction to General Planning," 2023, <https://luau.utah.gov/wp-content/uploads/General-Plan-Intro-Guide-2-2023-Update-WEB.pdf>.

21 Utah Foundation talks with Adult and Aging Services' Paul Leggett, March 2025

22 Einstein, Palmer, & Glick, "Who Participates in Local Government? Evidence from Meeting Minutes," 2018, <https://doi.org/10.1017/S153759271800213X>.

23 These search terms included "aging" "seniors" "older adults" "adults over 55" "adults over 60" and "adults over 65."

Please note that counties and municipalities may have extensive, concrete strategies for aging residents that do not appear in their general plans. This report focuses only on the strategies included in these plans.

County General Plans Results

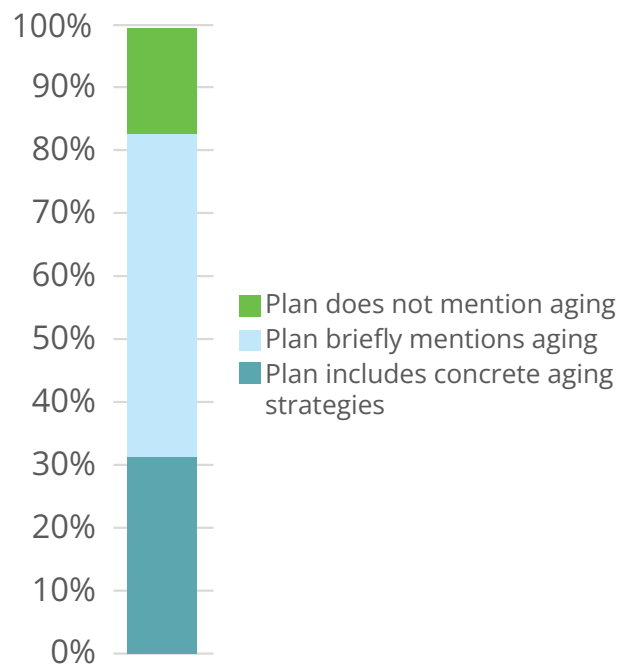
Every county in Utah has a general plan. The Utah Foundation found that 24 of the 29 county general plans explicitly mention aging, or 83% of counties. Despite this high number of plans explicitly containing words such as “aging” or “seniors,” mentions in 15 county plans are limited to simple acknowledgments. They would often come in the form of a slight nod to the “different needs” of older adults in the housing or parks element.

General plans that considered or had more in-depth planning for the needs of the aging population included concrete strategies, mentioned “aging-in-place” specifically, and/or included issues beyond housing or parks. Of the county plans, nine considered the needs of aging Utahns (31%). See Figure 3.

The fact that 83% of Utah counties acknowledge older adults in their general plans suggests that county leaders recognize the importance of addressing the needs of an aging population. However, with five plans making no mention and 15 plans only including mere mentions of aging, there seems to be more work to be done. However, as noted, the needs of these counties’ older Utahns might be met by other activities that are not explicitly aging-focused.

Roughly a third of county general plans include concrete strategies for aging Utahns.

Figure 3: County general plans by aging consideration, Utah, 2026



Cities and Towns General Plans Results

Not every city and town had its own general plan. Of the 258 cities and towns analyzed in Utah, 193 had their own general plans, 46 deferred to the county plan, and 19 either lacked a general plan or had an inaccessible plan.

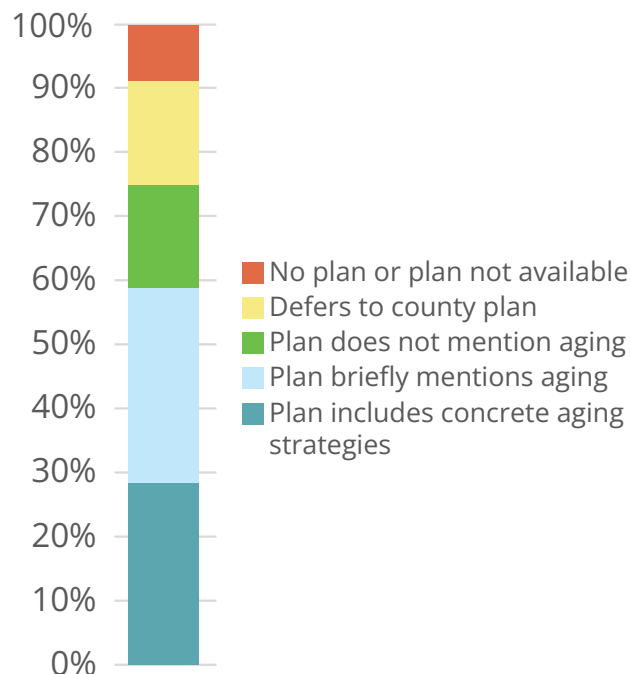
The Utah Foundation located 193 unique general plans for Utah’s cities and towns. Additionally, 46 cities and towns deferred to their respective counties’ general plans, all of which mentioned aging in their plans. About half of those included an in-depth consideration of the aging population in their plans.

Of the 193 assessed municipal plans, 152 specifically mentioned aging. This is well over half (59%) of all Utah cities and towns. About half of these include an in-depth discussion about aging considerations in their plan. See Figure 4.

Of the cities and towns that have their own general plan, well over one-third (75 plans) considered the needs of the aging population. This included concrete strategies, mentioning “aging-in-place” specifically, and more than a slight nod to the “different needs” of older adults in the housing or parks elements of the plans. See the appendix for individual city and town’s general plan results.

About one in five cities and towns has a general plan tailored to its community with considerations for its aging population.

Figure 4: City and town general plans by aging considerations, Utah, 2026



Creation or Update of General Plans

Researchers also noted the year the county and municipal plans were created or updated. Over 90% of all plans have been updated since the 2010s.

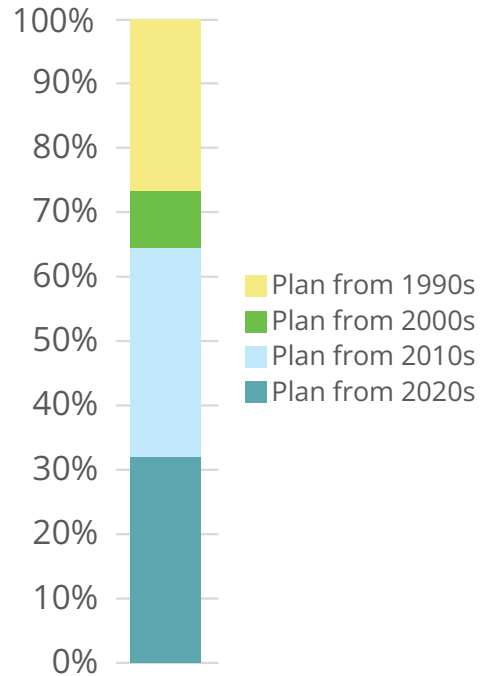
When looking at the county level, the frequency in which general plans are updated may reflect how much future planning is happening at the municipal level and how nimble communities are to adjust their plans as community needs change. On average, county general plans were created or updated in 2011. About half (48%) of the plans were created in the last decade. See Figure 5.

However, two counties' general plans date back to 1994. These two plans happen to be frontier counties, but there does not appear to be a pattern between how old a county's general plan is and how the county is classified. See Figure A in the appendix.

When looking at the ages of cities and towns' general plans, these plans were more recently updated than the counties, with an average of being created or updated in 2018. A whopping total of 191 plans are from the last decade. That is 74% of cities and towns that had more recent plans. See Figure 6.

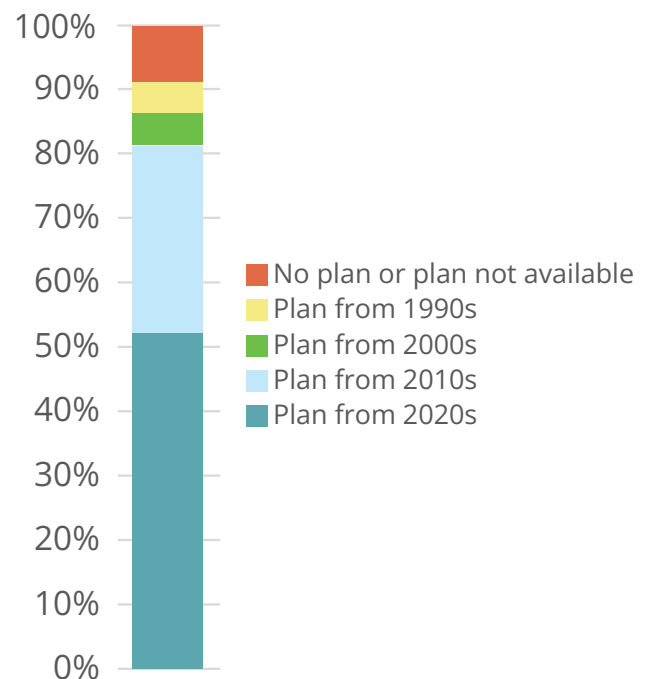
About half of county general plans were created or updated in the last decade.

Figure 5: County general plans by decade created or updated, Utah, 2026



A vast majority of cities and towns created or updated their general plans since 2010.

Figure 6: Municipal general plans created or updated, by decade, Utah, 2026



The Utah Foundation also compared the average age of the cities' and towns' general plans by their respective counties' rural-frontier-urban classification. Again, the oldest plans were from frontier counties. However, county classification did not appear to be an indicator of how old the communities' general plan was. See Figure B in the appendix.

General plans are meant to be long-term documents, and as such, best practice indicates that general plans are updated every decade.²⁴

CONCLUSION

Utah's population is aging, and communities across the state are beginning to reflect this shift in their planning efforts. This inventory of general plans shows that most counties and many cities and towns acknowledge aging or older adults in their plans. However, these acknowledgments are often limited in scope. While 83% of county general plans mention aging, many include only brief references, and about one-third provide more in-depth consideration with concrete strategies. Among cities and towns, just over half mention aging, and a smaller share incorporate more detailed planning.

The findings also show that general plans are being updated regularly, particularly at the municipal level, where the majority of plans have been created or revised within the last decade. This suggests that communities are actively engaging in long-term planning and have opportunities to incorporate evolving needs into their visions for the future.

General plans serve as long-range guides for growth, development, and land use, and they play an important role in shaping how well communities can support residents as they age. As Utah's older population continues to grow, the extent to which communities move beyond simple acknowledgments toward more comprehensive consideration of aging may influence how effectively residents are able to remain in their communities over time.

Building on this work, Part II of *Preparing for Utah's Aging Population* examines the specific policies included in Utah's general plans that support aging populations. That report highlights approaches already in use across Utah communities and identifies strategies that may be useful for other cities and towns as they plan for an aging population.

²⁴ Workforce Services, "An Introduction to General Planning," 2023, <https://luau.utah.gov/wp-content/uploads/General-Plan-Intro-Guide-2-2023-Update-WEB.pdf>.

APPENDIX

County General Plan Reference

Figure A: County general plans by aging consideration category, county classification, and year updated or created, Utah, 2026

County	Aging Consideration	Classification	Year
Beaver	basic mention	frontier	1999
Box Elder	concrete strategies	rural	2021
Cache	concrete strategies	urban	1998
Carbon	concrete strategies	rural	1997
Daggett	concrete strategies	frontier	2008
Davis	no mention	urban	2006
Duchesne	basic mention	rural	2024
Emery	basic mention	frontier	2016
Garfield	basic mention	frontier	1998
Grand	concrete strategies	frontier	2024
Iron	concrete strategies	rural	1995
Juab	basic mention	frontier	2023
Kane	basic mention	frontier	2018
Millard	concrete strategies	frontier	1998
Morgan	basic mention	rural	2010
Piute	no mention	frontier	1994
Rich	basic mention	frontier	2022
Salt Lake	concrete strategies	urban	2022
San Juan	basic mention	frontier	2018
Sanpete	basic mention	rural	2010
Sevier	basic mention	rural	2021
Summit	basic mention	rural	2013
Tooele	concrete strategies	rural	2022
Uintah	basic mention	rural	2012
Utah	no mention	urban	2021
Wasatch	no mention	rural	2016
Washington	basic mention	rural	2012
Wayne	basic mention	frontier	1994
Weber	no mention	urban	2016

City and Town General Plan Reference

Figure B.1: City and town general plans by aging consideration category, county, and county classification, Utah, 2026

City/ Town	Aging Consideration	County	Classification
Alpine	concrete strategies	Utah County	urban
Alta	no mention	Salt Lake County	urban
Altamont	defers to county (county has basic mention)	Duchesne County	rural
Alton	no mention	Kane County	frontier
Amalga	basic mention	Cache County	urban
American Fork	concrete strategies	Utah County	urban
Annabella	basic mention	Sevier County	rural
Antimony	no plan	Garfield County	frontier
Apple Valley	basic mention	Washington County	rural
Aurora	defers to county (county has basic mention)	Sevier County	rural
Ballard	basic mention	Uintah County	rural
Bear River	basic mention	Box Elder County	rural
Beaver City	concrete strategies	Beaver County	frontier
Bicknell	no plan	Wayne County	frontier
Big Water	defers to county (county has basic mention)	Kane County	frontier
Blanding	basic mention	San Juan County	frontier
Bluff	no mention	San Juan County	frontier
Bluffdale	concrete strategies	Salt Lake County	urban
Boulder	concrete strategies	Garfield County	frontier
Bountiful	basic mention	Davis County	urban
Brian Head	basic mention	Iron County	rural
Brigham City	concrete strategies	Box Elder County	rural
Brighton	concrete strategies	Salt Lake County	urban
Bryce Canyon	basic mention	Garfield County	frontier
Cannonville	no plan	Garfield County	frontier
Castle Dale	defers to county (county has basic mention)	Emery County	frontier
Castle Valley	concrete strategies	Grand County	frontier
Cedar City	concrete strategies	Iron County	rural
Cedar Fort	concrete strategies	Utah County	urban
Cedar Hills	no mention	Utah County	urban
Centerfield	defers to county (county has basic mention)	Sanpete County	rural
Centerville	basic mention	Davis County	urban
Central Valley	defers to county (county has basic mention)	Sevier County	rural
Charleston	no plan	Wasatch County	rural
Circleville	no plan	Piute County	frontier
Clarkston	defers to county (county has concrete strategies)	Cache County	urban
Clawson	defers to county (county has basic mention)	Emery County	frontier
Clearfield	basic mention	Davis County	urban
Cleveland	basic mention	Emery County	frontier
Clinton	concrete strategies	Davis County	urban
Coalville	basic mention	Summit County	rural
Copperton Township	concrete strategies	Salt Lake County	urban
Corinne	basic mention	Box Elder County	rural
Cornish	defers to county (county has concrete strategies)	Cache County	urban
Cottonwood Heights	concrete strategies	Salt Lake County	urban
Daniel	basic mention	Wasatch County	rural
Delta	basic mention	Millard County	frontier
Deweyville	basic mention	Box Elder County	rural
Draper	concrete strategies	Salt Lake County	urban
Duchesne	basic mention	Duchesne County	rural

City and Town General Plan Reference

Figure B.2: City and town general plans by aging consideration category, county, and county classification, Utah, 2026

City/ Town	Aging Consideration	County	Classification
Dutch John	concrete strategies	Daggett County	frontier
Eagle Mountain	concrete strategies	Utah County	urban
East Carbon	defers to county (county has concrete strategies)	Carbon County	rural
Elk Ridge	concrete strategies	Utah County	urban
Elmo	basic mention	Emery County	frontier
Elsinore	defers to county (county has basic mention)	Sevier County	rural
Elwood	basic mention	Box Elder County	rural
Emery City	defers to county (county has basic mention)	Emery County	frontier
Emigration Canyon	no mention	Salt Lake County	urban
Enoch	concrete strategies	Iron County	rural
Enterprise	defers to county (county has basic mention)	Washington County	rural
Ephraim	basic mention	Sanpete County	rural
Erda City	concrete strategies	Tooele County	rural
Escalante	no mention	Garfield County	frontier
Eureka	basic mention	Juab County	frontier
Fairfield	basic mention	Utah County	urban
Fairview	defers to county (county has basic mention)	Sanpete County	rural
Farmington	no mention	Davis County	urban
Farr West	concrete strategies	Weber County	urban
Fayette	defers to county (county has basic mention)	Sanpete County	rural
Ferron	concrete strategies	Emery County	frontier
Fielding	defers to county (county has concrete strategies)	Box Elder County	rural
Fillmore	basic mention	Millard County	frontier
Fountain Green	basic mention	Sanpete County	rural
Francis	basic mention	Summit County	rural
Fruit Heights	concrete strategies	Davis County	urban
Garden City	basic mention	Rich County	frontier
Garland	defers to county (county has concrete strategies)	Box Elder County	rural
Genola	basic mention	Utah County	urban
Glendale	defers to county (county has basic mention)	Kane County	frontier
Glenwood	defers to county (county has basic mention)	Sevier County	rural
Goshen	basic mention	Utah County	urban
Grantsville	no mention	Tooele County	rural
Green River	basic mention	Emery County	frontier
Gunnison	concrete strategies	Sanpete County	rural
Hanksville	no mention	Wayne County	frontier
Harrisville	concrete strategies	Weber County	urban
Hatch	no plan	Garfield County	frontier
Heber	concrete strategies	Wasatch County	rural
Helper	basic mention	Carbon County	rural
Henefer	no mention	Summit County	rural
Henrieville	no plan	Garfield County	frontier
Herriman	concrete strategies	Salt Lake County	urban
Hideout	basic mention	Wasatch County	rural
Highland	concrete strategies	Utah County	urban
Hildale	basic mention	Washington County	rural
Hinckley	no mention	Millard County	frontier
Holden	defers to county (county has concrete strategies)	Millard County	frontier
Holladay	no mention	Salt Lake County	urban
Honeyville	defers to county (county has concrete strategies)	Box Elder County	rural

City and Town General Plan Reference

Figure B.3: City and town general plans by aging consideration category, county, and county classification, Utah, 2026

City/ Town	Aging Consideration	County	Classification
Hooper	concrete strategies	Weber County	urban
Howell	defers to county (county has concrete strategies)	Box Elder County	rural
Huntington	basic mention	Emery County	frontier
Huntsville	no mention	Weber County	urban
Hurricane	concrete strategies	Washington County	rural
Hyde Park	concrete strategies	Cache County	urban
Hyrum	concrete strategies	Cache County	urban
Independence	no mention	Wasatch County	rural
Interlaken	no mention	Wasatch County	rural
Ivins	concrete strategies	Washington County	rural
Joseph	defers to county (county has basic mention)	Sevier County	rural
Junction	no plan	Piute County	frontier
Kamas	basic mention	Summit County	rural
Kanab	concrete strategies	Kane County	frontier
Kanarraville	no plan	Iron County	rural
Kanosh	basic mention	Millard County	frontier
Kaysville	basic mention	Davis County	urban
Kearns Township	concrete strategies	Salt Lake County	urban
Kingston	no plan	Piute County	frontier
Koosharem	defers to county (county has basic mention)	Sevier County	rural
La Verkin	basic mention	Washington County	rural
Lakepoint City	no mention	Tooele County	rural
Laketown	basic mention	Rich County	frontier
Layton	no mention	Davis County	urban
Leamington	no mention	Millard County	frontier
Leeds	no mention	Washington County	rural
Lehi	concrete strategies	Utah County	urban
Levan	basic mention	Juab County	frontier
Lewiston	basic mention	Cache County	urban
Lindon	concrete strategies	Utah County	urban
Loa	no plan	Wayne County	frontier
Logan	concrete strategies	Cache County	urban
Lyman	no plan	Wayne County	frontier
Lynndyl	defers to county (county has concrete strategies)	Millard County	frontier
Magna Township	no mention	Salt Lake County	urban
Manila	basic mention	Daggett County	frontier
Manti	basic mention	Sanpete County	rural
Mantua	no mention	Box Elder County	rural
Mapleton	concrete strategies	Utah County	urban
Marriott-Slaterville	basic mention	Weber County	urban
Marysvale	no plan	Piute County	frontier
Mayfield	no mention	Sanpete County	rural
Meadow	defers to county (county has concrete strategies)	Millard County	frontier
Mendon	basic mention	Cache County	urban
Midvale	no mention	Salt Lake County	urban
Midway	concrete strategies	Wasatch County	rural
Milford	defers to county (county has basic mention)	Beaver County	frontier
Millcreek	concrete strategies	Salt Lake County	urban
Millville	basic mention	Cache County	urban
Minersville	defers to county (county has basic mention)	Beaver County	frontier

City and Town General Plan Reference

Figure B.4: City and town general plans by aging consideration category, county, and county classification, Utah, 2026

City/ Town	Aging Consideration	County	Classification
Moab	concrete strategies	Grand County	frontier
Mona	basic mention	Juab County	frontier
Monroe	defers to county (county has basic mention)	Sevier County	rural
Monticello	concrete strategies	San Juan County	frontier
Morgan City	concrete strategies	Morgan County	rural
Moroni	concrete strategies	Sanpete County	rural
Mt. Pleasant	basic mention	Sanpete County	rural
Murray	concrete strategies	Salt Lake County	urban
Myton	basic mention	Duchesne County	rural
Naples	basic mention	Uintah County	rural
Nephi	basic mention	Juab County	frontier
New Harmony Town	defers to county (county has basic mention)	Washington County	rural
Newton	defers to county (county has concrete strategies)	Cache County	urban
Nibley	basic mention	Cache County	urban
North Logan	concrete strategies	Cache County	urban
North Ogden	concrete strategies	Weber County	urban
North Salt Lake	basic mention	Davis County	urban
Oak City	defers to county (county has concrete strategies)	Millard County	frontier
Oakley	concrete strategies	Summit County	rural
Ogden	concrete strategies	Weber County	urban
Orangeville	defers to county (county has basic mention)	Emery County	frontier
Orderville	no mention	Kane County	frontier
Orem	concrete strategies	Utah County	urban
Panguitch	no plan	Garfield County	frontier
Paradise	defers to county (county has concrete strategies)	Cache County	urban
Paragonah	basic mention	Iron County	rural
Park City	concrete strategies	Summit County	rural
Parowan	basic mention	Iron County	rural
Payson	concrete strategies	Utah County	urban
Perry	basic mention	Box Elder County	rural
Pine Canyon	defers to county (county has concrete strategies)	Tooele County	rural
Plain City	no mention	Weber County	urban
Pleasant Grove	concrete strategies	Utah County	urban
Pleasant View	no mention	Weber County	urban
Plymouth	defers to county (county has concrete strategies)	Box Elder County	rural
Portage	defers to county (county has concrete strategies)	Box Elder County	rural
Price	concrete strategies	Carbon County	rural
Providence	basic mention	Cache County	urban
Provo	concrete strategies	Utah County	urban
Randolph	basic mention	Rich County	frontier
Redmond	defers to county (county has basic mention)	Sevier County	rural
Richfield	defers to county (county has basic mention)	Sevier County	rural
Richmond	concrete strategies	Cache County	urban
River Heights	basic mention	Cache County	urban
Riverdale	concrete strategies	Weber County	urban
Riverton	no mention	Salt Lake County	urban
Rockville	no mention	Washington County	rural
Rocky Ridge	no plan	Juab County	frontier
Roosevelt	concrete strategies	Duchesne County	rural
Roy	no mention	Weber County	urban

City and Town General Plan Reference

Figure B.5: City and town general plans by aging consideration category, county, and county classification, Utah, 2026

City/ Town	Aging Consideration	County	Classification
Rush Valley	no plan	Tooele County	rural
Salem	basic mention	Utah County	urban
Salina	no mention	Sevier County	rural
Salt Lake City	no plan	Salt Lake County	urban
Sandy	concrete strategies	Salt Lake County	urban
Santa Clara	basic mention	Washington County	rural
Santaquin	basic mention	Utah County	urban
Saratoga Springs	basic mention	Utah County	urban
Scipio	defers to county (county has concrete strategies)	Millard County	frontier
Scofield	defers to county (county has concrete strategies)	Carbon County	rural
Sigurd	defers to county (county has basic mention)	Sevier County	rural
Smithfield	concrete strategies	Cache County	urban
Snowville	defers to county (county has concrete strategies)	Box Elder County	rural
Snyderville Basin Tr	concrete strategies	Summit County	rural
South Jordan	concrete strategies	Salt Lake County	urban
South Ogden	no mention	Weber County	urban
South Salt Lake	concrete strategies	Salt Lake County	urban
South Weber	basic mention	Davis County	urban
Spanish Fork	basic mention	Utah County	urban
Spring City	basic mention	Sanpete County	rural
Springdale	basic mention	Washington County	rural
Springville	concrete strategies	Utah County	urban
St. George	basic mention	Washington County	rural
Stansbury Park	no mention	Tooele County	rural
Sterling	defers to county (county has basic mention)	Sanpete County	rural
Stockton	concrete strategies	Tooele County	rural
Sunset	no mention	Davis County	urban
Syracuse	no mention	Davis County	urban
Tabiona	basic mention	Duchesne County	rural
Taylorsville	concrete strategies	Salt Lake County	urban
Tooele City	concrete strategies	Tooele County	rural
Toquerville	concrete strategies	Washington County	rural
Torrey	basic mention	Wayne County	frontier
Tremonton	basic mention	Box Elder County	rural
Trenton	defers to county (county has concrete strategies)	Cache County	urban
Tropic	basic mention	Garfield County	frontier
Uintah	no mention	Weber County	urban
Vernal	concrete strategies	Uintah County	rural
Vernon	no mention	Tooele County	rural
Vineyard	concrete strategies	Utah County	urban
Virgin	no plan	Washington County	rural
Wales	basic mention	Sanpete County	rural
Wallsburg	no mention	Wasatch County	rural
Washington City	basic mention	Washington County	rural
Washington Terrace	no mention	Weber County	urban
Wellington	defers to county (county has concrete strategies)	Carbon County	rural
Wellsville	no mention	Cache County	urban
Wendover	no plan	Tooele County	rural
West Bountiful	basic mention	Davis County	urban
West Haven	no mention	Weber County	urban

City and Town General Plan Reference

Figure B.6: City and town general plans by aging consideration category, county, and county classification, Utah, 2026

City/ Town	Aging Consideration	County	Classification
West Jordan	no mention	Salt Lake County	urban
West Point	concrete strategies	Davis County	urban
West Valley City	concrete strategies	Salt Lake County	urban
White City Township	concrete strategies	Salt Lake County	urban
Willard	concrete strategies	Box Elder County	rural
Woodland Hills	basic mention	Utah County	urban
Woodruff	basic mention	Rich County	frontier
Woods Cross	concrete strategies	Davis County	urban



UTAH FOUNDATION

RESEARCH • ANALYZE • INFORM

STRATEGIC LEADER

The **Brent and Bonnie Jean Beesley** Foundation



GEORGE S. AND DOLORES DORÉ ECCLES
FOUNDATION



THE CHURCH OF
JESUS CHRIST
OF LATTER-DAY SAINTS
FOUNDATION

COMMUNITY CHAMPION



LAWRENCE T. & JANET T.
DEE FOUNDATION



RESEARCH ALLY

**American-Pacific Corp.
Deloitte
Fidelity Investments
Garbett Family Foundation
Intermountain Health**

**The Kanter Family Foundation
Molina Healthcare
Mountainland Association
of Governments**

**Northrup Grumman
Staker Parson Companies
US Bank
WCF Insurance
Wells Fargo**

CIVIC SUPPORTER

BBG Real Estate Services
Brigham Young University
Ronna Cohen
Community Foundation of Utah
Cottonwood Heights
Davis County Chamber
Denise Dragoo
Granite School District
HDR Engineering

Holland & Hart
Magnum Development
my529
Revere Health
Salt Lake Chamber
Salt Lake Community College
Sandy City
Snow College
Suazo Business Center

United Way of Salt Lake
University of Utah
Utah State University
Utah System of Higher Education
Utah Tech University
Utah Valley University
Wasatch Front Regional Council
Weber State University
West Jordan